


RING SIZE GUIDE

Print out this page. Make sure that you print at 100% - Actual Size.
 'Scale to fit page' or 'shrink to fit page' options should NOT be selected!
 Once printed, use a ruler to check that this line measures 5cm.











MEASURE A RING YOU ALREADY OWN ►

Find a ring that's currently a good fit and place it over the circles one by one, starting with the smallest one. Move up the sizes until you find a circle that completely aligns with the edge of your ring.

On the right, highlight in *grey* is our XS - XXL ring size. The XS - XXL is just an indicator to make it easy for customer, it doesn't reflect a person physical appearance.

The Average UK ring size for Adult Female is between L and M-.

			
D: 15.5 mm C: 49 mm	D: 15.7 mm C: 49.3 mm	D: 15.9 mm C: 50 mm	D: 16.1 mm C: 50.5 mm
			
D: 16.3 mm C: 51.2 mm	D: 16.5 mm C: 52 mm	D: 16.8 mm C: 52.8 mm	D: 17 mm C: 53.4 mm
			
D: 17.2 mm C: 54 mm	D: 17.4 mm C: 54.6 mm	D: 17.6 mm C: 55.3 mm	D: 17.8 mm C: 55.9 mm
			
D: 18 mm C: 56.5 mm	D: 18.2 mm C: 57.2 mm	D: 18.4 mm C: 57.8 mm	D: 18.8 mm C: 59 mm
			
D: 19 mm C: 59.6 mm	D: 19.2 mm C: 60.3 mm	D: 19.6 mm C: 61.5 mm	D: 20 mm C: 63 mm

MEASURE YOUR FINGER ▼

Wrap the sizer around your finger base. If your knuckle is bigger than the base of the finger, measure both and choose a size in between.

A good ring should be snug in the knuckles but have a bit of room to move around the finger base.

Pull the end through the slot until the sizer wraps comfortably around the base of your finger. Don't pull the end too tightly.

Now look at the letter the arrow is pointing to, and that's your ring size.

Cut out the size image and slot below.

